

Flowers In Your Hair

by *The Lumineers* (2011)

NOTES: 1. PICKING: thumb pick the strings 3rd, 2nd, 1st, 2nd and hammer-on the note of the 1st string;
2. STRUM: straight shuffle '1-and-2-and-3-and-4-and' with thumb (down) and forefinger (up); 3.
SINGING: All sing the BRIDGE; in VERSES underlined bits are sung by all; 4. MANDOLIN
'CHOP' is a downbeat with your thumb on the side of the fretboard, muting the strings with your palm, then a vigorous up-strum with your forefinger on the "ands" between the beats.

VERSE 1 - picking

G

When we were younger, we thought everyone was on our side
Then we grew a little

Cadd9

And romanticized the time I saw

G

Flowers in your hair

D

Takes a boy to live

Cadd9

G

Takes a man to pretend he was there

VERSE 2 – picking & soft strum

G

So then we grew a little, knew a lot
And now we demonstrated it to the cops

Cadd9

And all the things we said

G

We were self assured

D

It's a long road to wisdom

Cadd9

G

It's a short one to being ignored

BRIDGE – on the Em all full-on strum + 'mandolin' chops on the 'ands'

Em D

Be in my eye

G

Be in my heart

Em D

By in my eye, eyeyeye

G

Be in my heart

VERSE 3 – strum + chops +

G

So now I think that I could love you back
And I hope its not too late 'cause you're so attractive

Cadd9

And the way you move

G

I won't close my eyes

D

Takes a man to live

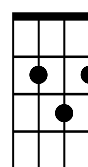
Cadd9

G

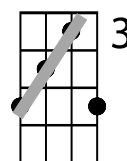
Takes a woman to make him compromise

BRIDGE + 1234 1! ← sudden ending!

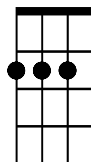
G



C(add9)



D



Em

